

Happy Monsters Pre-Writing Preschool Pack



Personal or Classroom Only:

No part of this publication may be reproduced, distributed, or transmitted in any form or by any means, including photocopying, recording, or other electronic or mechanical method, (unless only for personal or classroom use) without the prior written permission from Swaggrabber.

You may do this:

Use my printables for all YOUR needs, home, co-op, or classroom.

Give the **link** to my blog post or website of the free printable.

Use products you purchased for your own use and not a group setting.

You may **not** do this:

Host my files on your blog, website or any other public place.

Share my files on a file sharing site.

Link directly to the .pdf.

Alter or modify my files.

Remove the copyright from the bottom of my documents.

Sell any of my printables or include them as part of a kit for download where you profit.

Photos & Clip Art

Photos and clip art have either been paid for by me or I have received legal permission to share them with you. You may not use them to create printable or to profit from them.

They are for your personal use only.

All graphics used with permissions. Graphics used in this workbook are from the following sources:

RG Digital Design <https://www.teacherspayteachers.com/Store/Rg-Digital-Design>

Hidesey's Clipart <https://www.teacherspayteachers.com/Store/Hidesys-Clipart>


Dancing Crayon Designs <https://www.teacherspayteachers.com/Store/Dancing-Crayon-Designs>

Monster Creation Kit By Shark&Croc co. <https://thehungryjpeg.com/product/77399-monster-creation-kit>




Trace the dotted lines




Trace the dotted lines



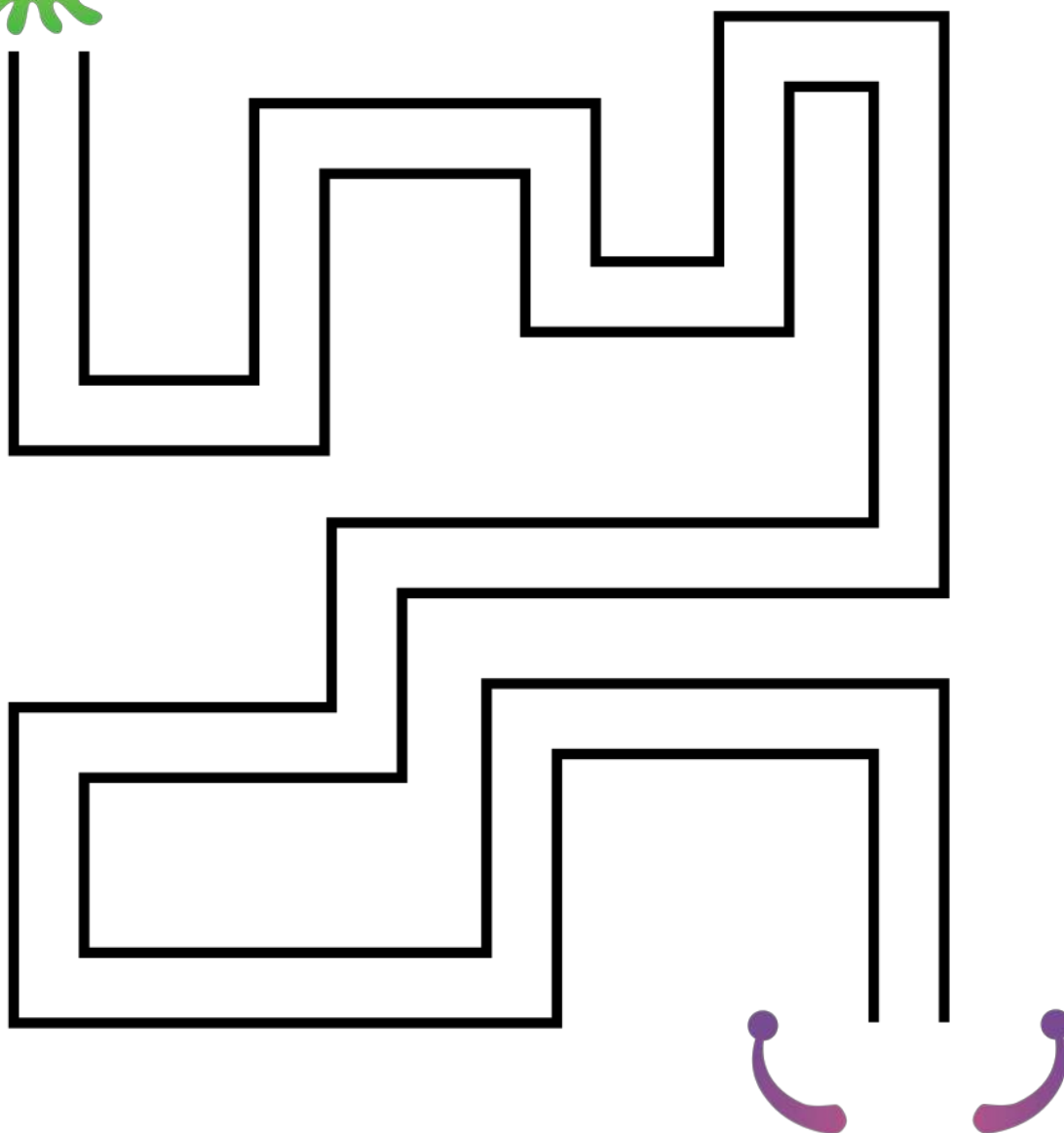
Trace the dotted lines





Help the monster find it's mustache.






Help the monster find it's antennae.







Help the monster find his monster friend.



Trace each path to help the monster.




Trace each path to help the monster find his lost friends.






The Monster friends are sad they lost each other.
Can you help them?






The monster has lost his friend. Can you find the way to help him?



Help, the monsters are lost. They need your help to find their way.



Draw lines to match each picture





Draw lines to match each picture



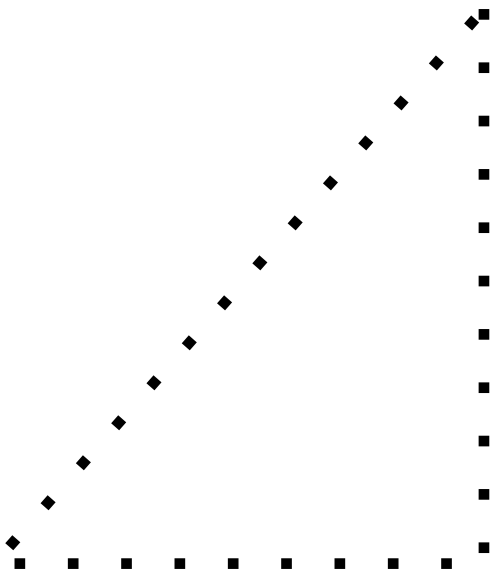
Draw lines to match each picture






Trace the shapes






17 of 24




Trace the shapes



Trace the shapes



Trace the shapes



This page is left blank so the puzzles print on one side only.

Cut the solid black outline around the whole picture. Then, cut out the monsters on the dotted lines. Now you have a little monster puzzle. Put it together and then place the pieces in a ziplock baggie.



This page is left blank so the puzzles print on one side only.

Cut the solid black outline around the whole picture. Then, cut out the monster on the dotted lines. Now you have a little monster puzzle. Put it together and then place the pieces in a ziplock baggie.

